













































adc



input 
 minimum 
 maximum 

bit1 ... bit12 





























algoquencer

clock 
 reset 
 button1 ... button16 
 length 
 pattern 
 nextpattern 
 prevpattern 
 reroll 
 pitchlow 
 pitchhigh 
 pitchresolution 
 gatelength 
 lengthbutton 
 repeats 
 branches 
 mutebutton 
 unmutebutton 
 accentbutton 
 alternatebutton 
 alternatebars 
 accentlow 
 accenthigh 
 activity 
 variation 
 dejavu 
 morphs 
 offbeats 
 distribution 
 fills 
 fillorder 
 rolls 
 rollcount 
 rollsteps 
 rollstartvelo 
 pitch1 ... pitch16 

trigger 
 gate 
 pitch 
 accent 
 led1 ... led16 
 barled1 ... barled4 
 rollvelocity 
 startofbar 

mutedled 
 unmutedled 
 morphled 
 fillsled 
 branch 


arpeggio

root 
 degree 
 select1 
 select3 
 select5 
 select7 
 select9 
 select11 
 select13 
 selectfill1 
 selectfill2 
 selectfill3 
 selectfill4 
 selectfill5 
 tuningmode 
 tuningpitch 
 transpose 
 pitch 
 range 
 clock 
 reset 
 pattern 
 direction 
 pingpong 
 butterfly 
 drop 
 octaves 
 startnote 



output 

bernoulli

input 
 distribution 

output1 
 output2 

burst

rate 
 taptempo 
 hz 
 trigger 

reset 
 count 
 skip 









output 

buttongroup

minactive 
 maxactive 
 button1 ... button8 
 value1 ... value8 





















led1 ... led8 
 output 

calibrator

input 
 nudgeup 
 nudgedown 
 nudgeamount 
 reset 
 tune0 ... tune8 
 tunelowtail 
 tunehightail 

output 
 ledup 
 leddown 

chord

root 
 degree 
 select1 
 select3 
 select5 
 select7 
 select9 
 select11 
 select13 
 selectfill1 
 selectfill2 
 selectfill3 
 selectfill4 
 selectfill5 
 tuningmode 
 tuningpitch 
 transpose 
 pitch 
 spread 
 inversion 

trigger 
 output1 ... output4 

clocktool

clock 
 reset 
 divide 
 multiply 
 dutycycle 
 gatelength 
 delay 






output 
 inputpitch 
 outputpitch 

compare









input 
 compare 
 ifgreater 
 ifless 
 ifequal 
 precision 

output 

contour

gate 
 trigger 
 retrigger 
 startfromzero 
 abortattack 
 loop 
 predelay 
 attack 
 attackshape 
 hold 
 decay 
 decayshape 
 sustain 
 swell 
 swelltime 
 swelllevel 
 swellshape 
 release 
 releaseshape 
 level 
 velocity 
 pitch 

taptempo 
 shape 
 zerocrossing 

output 
 negated 
 inverted 
 endofpredelay 
 endofattack 
 endofhold 
 endofdecay 
 endofrelease 

copy

input 
 minimum 
 maximum 











output 
 inverted 

crossfader

input1 ... input8 
 fade 

output 

cvlooper

cvin 
 gatein 
 clock 
 reset 
 length 
 tapespeed 
 loopswitch 
 pause 
 overlay 
 overdub 
 bypass 




cvout 
 gateout 

dac

bit1 ... bit12 
 minimum 
 maximum 

output 

droid

ledbrightness 
 maxslope1 ... maxslope8 
 lpfiler1 ... lpfiler8 

controllererrors 

euklid

clock 
 reset 
 length 
 beats 
 offset 

output 
 offbeats 

explin

input 
 startvalue 
 endvalue 
 mix 

output 

fold

input 
 foldby 
 minimum 
 maximum 

output 













fourstatebutton



button 
 reset 
 value1 ... value4 
 startvalue 

output 
 led 






lfo






rate 

taptempo 
hz 
level 
randomize 
offset 
bipolar 
phase 
pulsewidth 
skew 
sync 
syncphase 
waveform 

output 
square 
sawtooth 
triangle 
ramp 
paraboloid 
sine 
cosine 


logic

input1 ... input8 
threshold 
lowvalue 
highvalue 
countvalue 

and 
or 
xor 
nand 
nor 
negated 
count 
countlow 








math






input1, input2 

sum 
difference 
product 
quotient 
modulo 
power 
average 
maximum 
minimum 
negation 
reciprocal 
amount 
sine 
cosine 

square 
root 
logarithm 
round 
floor 
ceil 

matrixmixer

input1 ... input4 
auxin1 ... auxin4 
mixmax 
button11 ... button14 
button21 ... button24 
button31 ... button34 
button41 ... button44 

output1 ... output4 
led11 ... led14 
led21 ... led24 
led31 ... led34 
led41 ... led44 

midifileplayer

file 
track 
clock 
reset 
loop 
end 
speed 

clockout 
midiclock 
endoftrack 
error 

midiiin

channel 
reset 









midiiout


usb 
channel 
pitch 
gate 
velocity 

minifonion


root 





degree 
select1 
select3 
select5 
select7 
select9 
select11 
select13 
selectfill1 
selectfill2 
selectfill3 
selectfill4 
selectfill5 

tuningmode 
tuningpitch 
transpose 
input 
trigger 
bypass 
noteshift 
selectnoteshift 




















output 
notechange 

mixer

input1 ... input8 

output 
maximum 
minimum 
average 






motoquencer

root 
degree 
select1 
select3 
select5 
select7 
select9 
select11 
select13 
selectfill1 
selectfill2 
selectfill3 
selectfill4 
selectfill5 
tuningmode 
tuningpitch 
transpose 
faderblock1, faderblock2 
clock 
select
selectat

pitchbase 
pitchrange 
bar 
fadermode 
quantize 

pitch 
gate 
cv1, cv2 








motorfader

fader 
block 
select 
selectat 
startvalue 
notches 

output 

notchedpot

pot 
notch 











output 
bipolar 
absbipolar 
lefthalf 
righthalf 
lefthalfinv 
righthalfinv 

notebuttons

button1 ... button12 
clock 

led1 ... led12 
output 
semitone 

nudge

buttonup 
buttondown 
amount 
startvalue 
minimum 
maximum 
wrap 
offset 
reset 
persist 

ledup 
leddown 
output 

octave

input 
spread 
detune 
fifths 

output1 ... output3 

quantizer

input 
trigger 
steps 
bypass 

output 

queue

input 
clock 
outputpos1 ... outputpos8 

output1 ... output8 

random

clock 
minimum 
maximum 
steps 

output 








sample

input 
sample 
gate 
timewindow 
bypass 

output 




sequencer

clock 
reset 
steps 

transpose 
outputscaling 
gatelength 
pitch1 ... pitch8 
gate1 ... gate8 
slew1 ... slew8 
repeat1 ... repeat8 












pitchoutput 
gateoutput 

slew

input 
slew 
slewup 
slewdown 
gate 







exponential 
linear 
scurve 

spring

mass 
gravity 
springforce 
flowresistance 
friction 
speed 
shove 
shoveforce 
reset 
startvelocity 
startposition 

velocity 
position 

superjust


input1 ... input8 
tuningmode 
gate 
tuningpitch 
bypass 
transpose 

output1 ... output8 


switch

input1 ... input8 
forward 
backward 
reset 


offset 1*2*3

output1 ... output8 


switchedpot


pot 


switch1 ... switch8


output1 ... output8 


togglebutton


button 

reset1 ... reset4 


onvalue 


offvalue 


doubleclickmode 


startvalue 

switch 1*2*3

led 

output1 ... output4 

inverted 

negated 

transient

start 

end 

duration 


loop 


pingpong 


freeze 

reset 


clock 

output 


phase 

endoftransient 


triggerdelay


input 

delay 

gatelength 

repeats 1*2*3

mute 

clock 

output overflow 